



CONSUMER CONFIDENCE REPORT

2015

Este informe contiene información muy importante sobre la calidad de su agua potable. Por favor lea este informe o comuníquese con alguien que pueda traducir la información.






About Your Water Company

Spanaway Water Company (SWC) is a non-profit mutual water company owned by the property owners (members) served by the company. SWC serves over 10,355 families and more than 440 businesses in the Spanaway Area. The company's Board of Directors are elected from and by the company membership. Therefore, you can be certain that both high water quality and reasonable prices are their top priorities.

We strive to provide you with safe, high quality water that meets or exceeds all federal and state standards. Water quality is tested daily by water company employees. We also have a regular testing schedule that includes weekly, annual, and tri-annual analysis by Washington State and EPA certified laboratories.



For many of us, clean water is so plentiful and readily available that we rarely, if ever, pause to consider what life would be like without it.

~Marcus Samuelsson

A Message from our Manager.

The water crises in Flint and California have raised awareness of the importance of public water supply. Water quality is the single most important goal for Spanaway Water. Unlike Flint, we have never used lead pipe or service lines in any part of the water system. To the best of our knowledge and based on the age of homes and businesses on the water system there should be no “on property” lead service lines from water meters to individual homes. Flint failed to consider the possible need for corrosion control leading to their nationwide headlines. While not related to lead, we do have corrosion control treatment at four wells to raise the water’s naturally low pH making it less corrosive on copper plumbing. These systems are continuously monitored 24/7/365. The “EPA Treatment” charge on your water bills provides the funds for this corrosion control, as well as manganese filtration at two wells, and water system chlorination.



(tank 2 ready for recoating)

On to California! Here in the “rainy” northwest it is hard to believe that water supply can be an issue. Unlike much of California, and our neighbors in Seattle, Tacoma, and Everett, your water comes from wells rather than rivers. Our groundwater is recharged by rainfall, not snowmelt, so we are less impacted by low snow years. However, we do have physical limitations on how much water we can pump at any one time, known as peak demand. 2015’s warm spring and dry days leading up to the 4th of July resulted in our customers using nearly seven and a half million gallons in a single day, July 4th 2015, an all-time record. This was nearly two and a half times the amount of water used by each home on an average day. Such demands place stress on the entire water system. To ensure that such stresses and the general aging of the water system do not lead to major main breaks and well system failures, Spanaway Water Company has implemented a repair and replacement program. This program seeks to maximize the useful life of infrastructure and equipment while planning for its replacement before failure. This portion of the Company’s operations is funded through the “Capital Projects Fee” on your water bills. It is like putting away a little money each month to replace your roof when needed, except that we have to plan for and actually replace the equivalent of nearly eleven thousand roofs!

This year’s major work has included recoating the interior and exterior of the 1.6 million gallon storage tank #2 (pictured above), a twelve inch main connection at 8th Ave. E. and SR-7 providing a looped supply to the entire area south of SR-7, main replacements between Pacific Ave and A. St., and replacement of well 5, increasing production from 220 to over 1,500 gallons per minute. For 2016 over four million dollars will be invested in your water system’s infrastructure. The Company is proud of the fact that, with wise planning, we have never had the need to take loans to fund projects. Saving our customers all the costs of loan fees and interest.

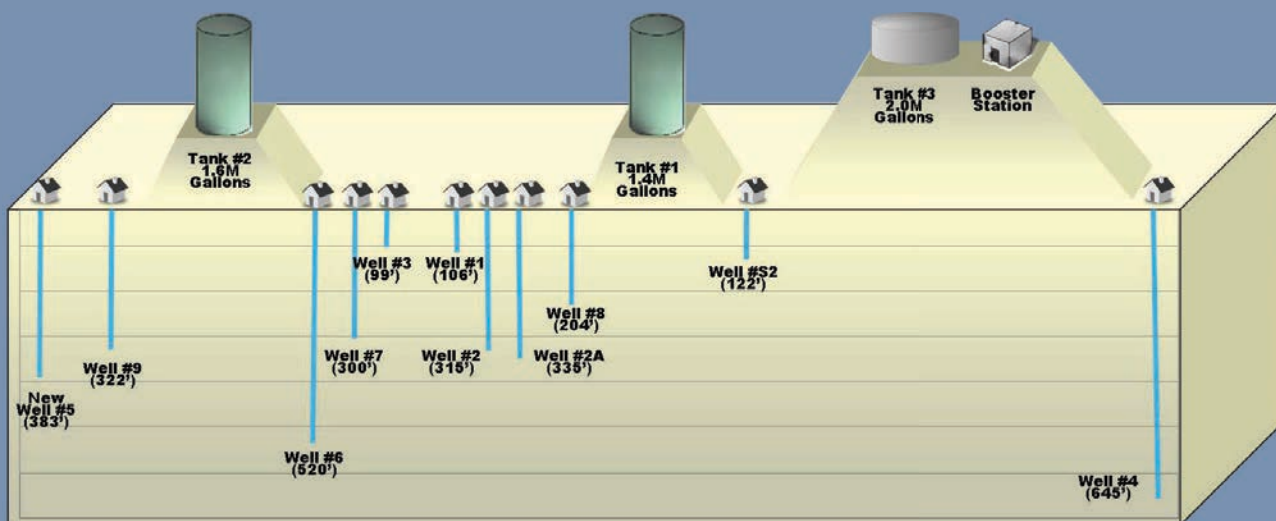
Hopefully, you will find this year’s consumer confidence report informative. We work hard to provide you with high quality water on a reliable basis at a long term responsible cost.

Jeff Johnson,
Manager

SPANAWAY WATER COMPANY AN OVERVIEW OF OUR WATER SUPPLY.

Spanaway Water Company draws water from 11 wells located in the Spanaway area of the Chambers/Clover Creek watershed.

The well depths vary from 99 to 645 feet. The water system has three tanks holding 5,000,000 gallons, one booster station serving the higher elevations at the south end of the water system, well over 130 miles of water mains, and 900 fire hydrants. The diagram below provides an overview of the water system.



Community Participation

The annual meeting of SWC is held on the third Monday of November at 7:30 p.m. Members are elected to the Board of Directors at the annual meetings. The Board of Directors meet monthly on the third Thursday of each month at 4:00 p.m. Meetings are held at the Company office at 18413 "B" St. E. You are invited to participate in these meetings.



If you would like more information about Spanaway Water Company, information in this newsletter, contaminants, or any other water issues, we will be happy to answer your questions. Please see www.spanaway-water.org or call (253) 531-9024 and ask for Jeff Johnson, Manager or Dwayne Farmer, Water Programs Manager.

Why provide a water quality report?

In order to ensure that tap water is safe to drink, EPA prescribes regulations which limit the amount of certain contaminants in water provided by public water systems. Food and Drug Administration regulations establish limits for contaminants in bottled water which must provide similar protection for public health.

The sources of drinking water (both tap water and bottled water) include rivers, lakes, streams, ponds, reservoirs, springs, and wells. As water travels over the surface of the land or through the ground, it dissolves naturally occurring minerals and, in some cases, radioactive material, and can pick up substances resulting from the presence of animals or from human activity. Contaminants that may be present in source water include:

- Microbial contaminants, such as viruses and bacteria, which may come from sewage treatment plants, septic systems, agricultural livestock operations, and wildlife.
- Inorganic contaminants, such as salts and metals, which can be naturally-occurring or result from urban stormwater runoff, industrial or domestic wastewater discharges, oil and gas production, mining, or farming.
- Pesticides and herbicides, which may come from a variety of sources such as agriculture, urban stormwater runoff, and residential uses.
- Organic chemical contaminants, including synthetic and volatile organic chemicals, which are byproducts of industrial processes and petroleum production, and can also come from gas stations, urban stormwater runoff, and septic systems.
- Radioactive contaminants, which can be naturally-occurring or be the result of oil and gas production and mining activities.

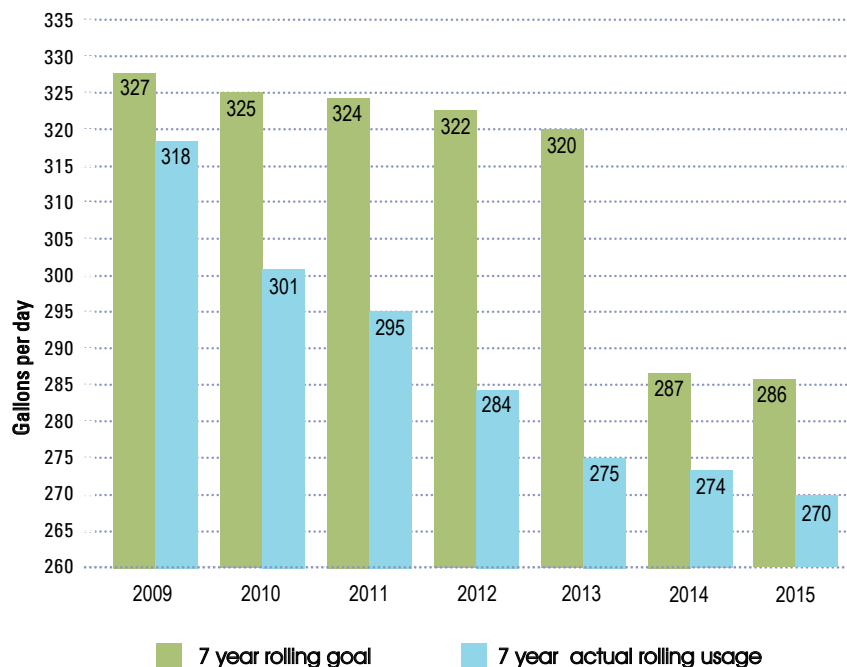


Sometimes my water is discolored, is it safe to drink?

Your water is safe to drink or cook with. Manganese build up in pipes can be released when valves are being repaired, the system is being flushed or fire hydrants are in use. Should you experience “brown” water, letting an outside faucet run for a few minutes should clear the problem.

Routine main flushing is done on Tuesdays, October through May. To reduce the risk of discoloring clothing we ask that you avoid washing clothes on Tuesdays during this period.

Spanaway Water Usage 2009 - 2015



Spanaway Water Company and our customers continued to meet our conservation goals set at the 2013 annual meeting even with 2015's warm, dry spring and summer. That goal is to reduce the rolling six year average pumped water use per water service by at least 0.5% each of the next six years. Summers like 2015 are the reason we use a rolling six year average for computing our goals. The 2015 goal was 286 gallons per day (GPD) per water service - actual use was 270 GPD.

The Company's leak detection and repair work this year reduced system leakage from just over 19% (204,167,066 gallons) in 2014 to 14.7% (170,318,408 gallons) in 2015. For 2016, we are continuing our leak reduction efforts with a full water system leak detection survey which should further reduce our unaccounted for water.

As you know, Spanaway has rocky ground! These soils make finding leaks difficult as the water simply drains away and only rarely appears on the surface. If you do see unexplained standing water please, give us a call - we will check it out.



A Message from the EPA

Some people may be more vulnerable to contaminants in drinking water than the general population. Immuno-compromised persons such as persons with cancer undergoing chemotherapy, persons who have undergone organ transplants, people with HIV/AIDS or other immune system disorders, some elderly, and infants may be particularly at risk from infections. These people should seek advice about drinking water from their health care providers. USEPA/Centers for Disease Control (CDC) guidelines on appropriate means to lessen the risk of infection by *Cryptosporidium* and other microbial contaminants are available from the Safe Drinking Water Hotline 800-426-4791.

If present, elevated levels of lead can cause serious health problems, especially for pregnant women and young children. Lead in drinking water is primarily from materials and components associated with service lines and home plumbing. Spanaway Water Company is responsible for providing high quality drinking water, but cannot control the variety of materials used in plumbing components. When your water has been sitting for several hours, you can minimize the potential for lead exposure by flushing your tap for 30 seconds to 2 minutes before using water for drinking or cooking. If you are concerned about lead in your water, you may wish to have your water tested. Information on lead in drinking water, testing methods, and steps you can take to minimize exposure is available from the Safe Drinking Water Hotline or at www.epa.gov/safewater/lead.

The U.S. EPA Office of Water www.epa.gov/your-drinking-water and the Centers for Disease Control and Prevention www.cdc.gov web sites provide a substantial amount of information on many issues relating to water resources, water conservation, and public health. Also, the Washington State Department of Health has a website www.doh.wa.gov/ehp/dw that provides complete and current information on water issues in Washington State, including valuable information about our watershed.

Sampling Results

For 2015, we sampled every source for nitrates and bacteria. The finished water was tested for bacteria and disinfection by-products (DBP). DBP's are the result of naturally occurring chemicals reacting with chlorination. The DBP's testing results were all less than 25% of the EPA's maximum contamination level. Some chemicals are listed as of the last detection date. We have also included the EPA's standards and information about the contaminants that were detectable. A complete listing of all water quality testing and highest levels ever found in the water system is available at the company office.

CONTAMINANTS DETECTED IN 2015 WITH DESIGNATED MAXIMUM CONTAMINANT LEVELS (pwsid# 82850P)

Compound:	MCL	MCLG	Highest	Range of Samples (Regulated at source)	Year	Typical Source of Contamination
Source Sampling						
Nitrate (ppm)	10	10	3.4	0.2 - 3.4	2015	Runoff from fertilizer use; leaching from septic tanks, sewage, or erosion.
Fluoride (ppm)	4	4	0.3	<0.2 - 0.3	2009	Naturally occurring
Arsenic (ppb)	10	10	2	ND - 2	2015	Naturally occurring & Industrial Activities
VOC (ppm)	Varies - between 0.2 & 10,000		ND	ND-ND	2015	Septic tanks, landfills & industrial facilities
REGULATED IN DISTRIBUTION SYSTEM						
Haloacetic Acids (HAA5) (ppb)	60*	60	1.4	ND - 1.4	2015	By product of chlorination
Trihalomethanes (THM): (ppb)	80*	80	2.4	ND - 2.4	2015	By product of chlorination
Asbestos (mfl)	7	7	<0.095	N/A - <0.095	2008	Asbestos piping
Total Coliform	0	0	0		2015	Naturally occurring throughout the environment
E coli	0	0	0		2015	Animal Wastes
Chlorine (ppm)	4	4	0.99	0.38 - 0.99	Daily	Water additive used to control microbes
REGULATED AT CONSUMER'S TAP (BASED ON 90TH % OF CUSTOMERS TESTED)						
Copper (ppm)	1.3	1.3	0.56	0.05 - .56 (0.39 - 90th %)	2013	Corrosion of household plumbing systems
Lead (ppb)	15	0	7	< 1 - 7 (3 - 90th%)	2013	Corrosion of household plumbing systems
UNREGULATED CONTAMINANTS MONITORING RULE3						
Chromium (ppb)	100		0.47	ND - 0.47	2014	Naturally occurring & Industrial Activities
molybdenum (ppb)	Not set		1.8	ND - 1.8	2014	Naturally occurring & Industrial Activities
Strontium (ppb)	Not set		280	52 - 280	2014	Naturally occurring throughout the environment
Vanadium (ppb)	Not set		3.8	ND - 3.8	2014	Naturally occurring throughout the environment
Chlorate (ppb)	800		240	ND - 240	2014	By-product of drinking water chlorination
Hexavalent Chromium (ppb)	Not set		0.35	ND - 0.35	2014	Naturally occurring & Industrial Activities

Minimum Detectable Level (MDA): the level of contaminant in drinking water that can be reliably detected by the laboratory.

Maximum Contamination Level Goal (MCLG): the level of a contaminant in drinking water below which there is no known or expected risk to health.

Maximum Contamination Level (MCL): the highest level of a contaminant that is allowed in drinking water. MCLs are set as close to the MCLGs as feasible using the best available treatment technology.

Action Level (AL): the concentration of a contaminant which, when exceeded, triggers treatment or other requirements which a water system must follow.

MCLGs allow for a margin of safety.

ND: not detectable at testing limit.

N/A: not applicable.

mfl: million fibers per liter.

ppb: parts per billion or micrograms per liter.

ppm: parts per million or milligrams per liter.

pCi/l: picocuries per liter (a measure of radiation)

Spanaway Water Company

Providing reliable, high quality water in an efficient and "friendly, professional" manner.



PO Box 1000
18413 "B" Street East
Spanaway, WA 98387
Tel: 253-531-9024
Email: customerservice@spanaway-water.org